

ONIXEDIT Converter

Table of contents

| | |
|-----------------------------------|---|
| Introduction | 3 |
| System requirements | 4 |
| Registration and Trial mode | 4 |
| Configuration and Operation | 7 |
| EULA | 9 |

Introduction



Welcome to Onixedit Converter ©

[ONIXEDIT Converter](#) is the perfect companion tool of [ONIXEDIT](#). Its sole purpose is to automate books and ebooks' metadata conversion between ONIX files and flat files (Excel, CSV, tabulated or fixed length).

With ONIXEDIT Pro and with ONIXEDIT regular edition (including the import/export option), you can create import/export scripts defining what is the corresponding ONIX tag for each column of the flat file. Consequently, the import/export script is the recipe allowing ONIXEDIT to know how to convert, for example, an Excel file into an ONIX file or an ONIX file into Excel.

The ONIXEDIT Import/Export tool with a Sample script defined

Flat file and Excel generic import/export tool

File Help C:\Program Files (x86)\ONIXEDIT\Import-Export\ONIX3\...\SimplifiedForm.import3

Options

Name/Description:

File type:

Paper type:

Number of lines to skip:

☒ First line is header (Header at line #1 and data starts at line #2)

☒ Remove all leading and trailing white space characters

☐ Do not use the double-quotes as text qualifier

☐ Import and merge with opened file Primary key:

☐ Import directly into an ONIXEDIT Server Catalogue

Columns definition

Usual tags:

Find:

Group:

Type:

List of available elements

☐ ONIX Element

Script column definition

| Col. | Caption | Group | Type | Element | Fixed value | Filter value | | |
|------|---------|--------------------|----------|--------------------|-------------|--------------|-------------------------------------|----------------------------------|
| A | | * | | RecordReference | | | <input checked="" type="checkbox"/> | <input type="button" value="X"/> |
| B | | ProductIdentifier3 | EANUCC13 | IDValue | | | <input checked="" type="checkbox"/> | <input type="button" value="X"/> |
| C | | ProductIdentifier2 | ISBN13 | IDValue | | | <input checked="" type="checkbox"/> | <input type="button" value="X"/> |
| D | | ProductIdentifier1 | ISBN10 | IDValue | | | <input checked="" type="checkbox"/> | <input type="button" value="X"/> |
| E | | * | | NotificationType | | | <input checked="" type="checkbox"/> | <input type="button" value="X"/> |
| F | | DescriptiveDetail1 | | ProductComposition | | | <input checked="" type="checkbox"/> | <input type="button" value="X"/> |

0%

Once an import or export script is created, you must select the source/destination file and click on the "Convert" button to get the result. This is, then, a manual process.

ONIXEDIT Converter allows you to automatically apply an import or export script to a "hot folder" where files to process are dropped without any human intervention.

As an example, if you receive ONIX files from your clients or partners and you want to import some critical information to your legacy system that is able to read a simple tabulated file, you can create an export script using ONIXEDIT to retrieve the data you are looking for and generate a tabulated file with it. Then you can introduce ONIXEDIT Converter to your processing workflow of metadata files. The ONIX files will be uploaded by your partners to a specific folder (via FTP or other transmission method) and ONIXEDIT Converter will automatically convert it, applying your export script, and save the resulting tabulated file to a destination folder. Then, your legacy system will be able to take over and will process the new generated file.

ONIXEDIT Converter can process ONIX 2.1 and ONIX 3.0 files from and to flat files providing that you define the corresponding ONIXEDIT import or export scripts. Moreover, ONIXEDIT Converter is able to deal with very huge metadata files and does not need to load it completely in memory to process it. Consequently, you can operate it on a regular Windows station (see [System requirements](#) for details). ONIXEDIT Converter can also convert ONIX 2.1 files into ONIX 3.0.

System requirements

ONIXEDIT Converter must be purchased as an option of one of the following licenses:

- ONIXEDIT Pro
- ONIXEDIT Regular Edition with the import/export option

It is not mandatory to install ONIXEDIT Converter on the same PC as ONIXEDIT.

ONIXEDIT Converter requires one of the following operating systems with Microsoft .NET Framework 4.7 or higher installed:

- Microsoft Windows 10
- Microsoft Windows 8.1
- Microsoft Windows 7 SP1
- Microsoft Windows Server 2008 R2 SP1 (x64)
- Microsoft Windows Server 2012 (x64)
- Microsoft Windows Server 2012 R2 (x64)
- Microsoft Windows Server 2016 (x64)
- Microsoft Windows Server 2019 (x64)

ONIXEDIT Converter requires a computer with 2 cores @ 2GHz or higher with at least 4096 MB of RAM.

Also, ONIXEDIT Converter requires Internet access for registration or updating of the user license.

Registration and Trial mode

Registration

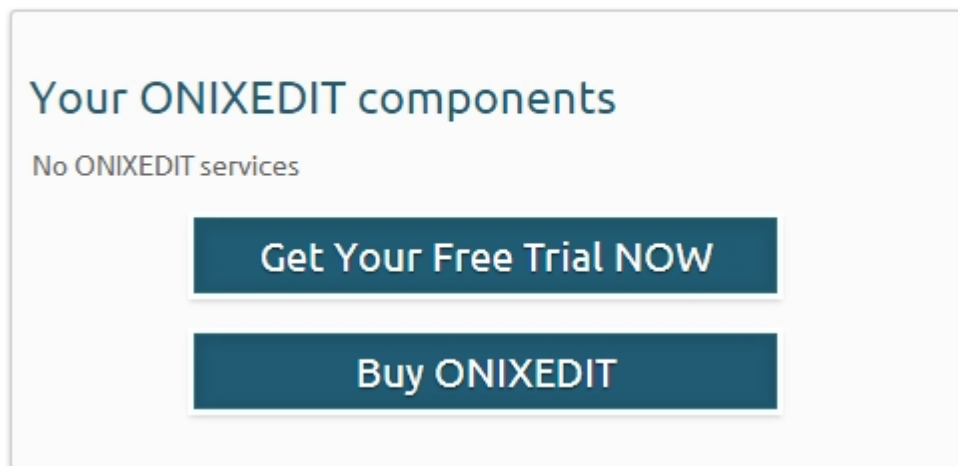
When you launch ONIXEDIT Converter for the first time, the following registration window will appear:



The image shows a registration window titled "Register ONIXEDIT converter". It contains the following text: "Register the serial number you received by email to activate ONIXEDIT or click on Trial". Below this text are two input fields: "Email:" and "Serial number:". At the bottom right of the window are two buttons: "Trial" and "OK".

To register your copy of ONIXEDIT Converter, you must have a valid ONIXEDIT Pro license with ONIXEDIT Converter option or a valid ONIXEDIT Regular edition with the import/export and ONIXEDIT Converter options. If you don't have ONIXEDIT or if you didn't ask for the requested options, you can get them easily from our Website www.onixedit.com. After login, just go in "My Account/Upgrade and Renew" section and click on "Buy ONIXEDIT" if you don't have it or "Add other services" if you have ONIXEDIT without the required options.

My ONIXEDIT



The image shows a section titled "Your ONIXEDIT components". Below the title, it says "No ONIXEDIT services". There are two buttons: "Get Your Free Trial NOW" and "Buy ONIXEDIT".

My ONIXEDIT

Your ONIXEDIT components

- 1 license(s) of ONIXEDIT PRO version;
- Every validation format(s) : AMAZON, APA, BIC, BISG, Booknet, BTLF and ONIX 3.0 Best Practices Guide;
- Generic import/export tool for all licenses(s);
- Advanced form for 1 license(s);
- Annual support for 1 license(s);
- 50 mb of media space;

Add other services...

Expiry dates

- Upgrades 2014-07-31 (267 day(s))

MediaSpace used

0%

Once you have all the required options, all you have to do is register ONIXEDIT Converter using the same email and serial number as the one received by email after you bought ONIXEDIT or ONIXEDIT Converter.

Trial mode


You can also launch ONIXEDIT Converter in trial mode. To do so, you just have to click on the Trial button without having to enter your email and serial number:

Register ONIXEDIT converter

Register the serial number you received by email to activate ONIXEDIT or click on Trial

Email:

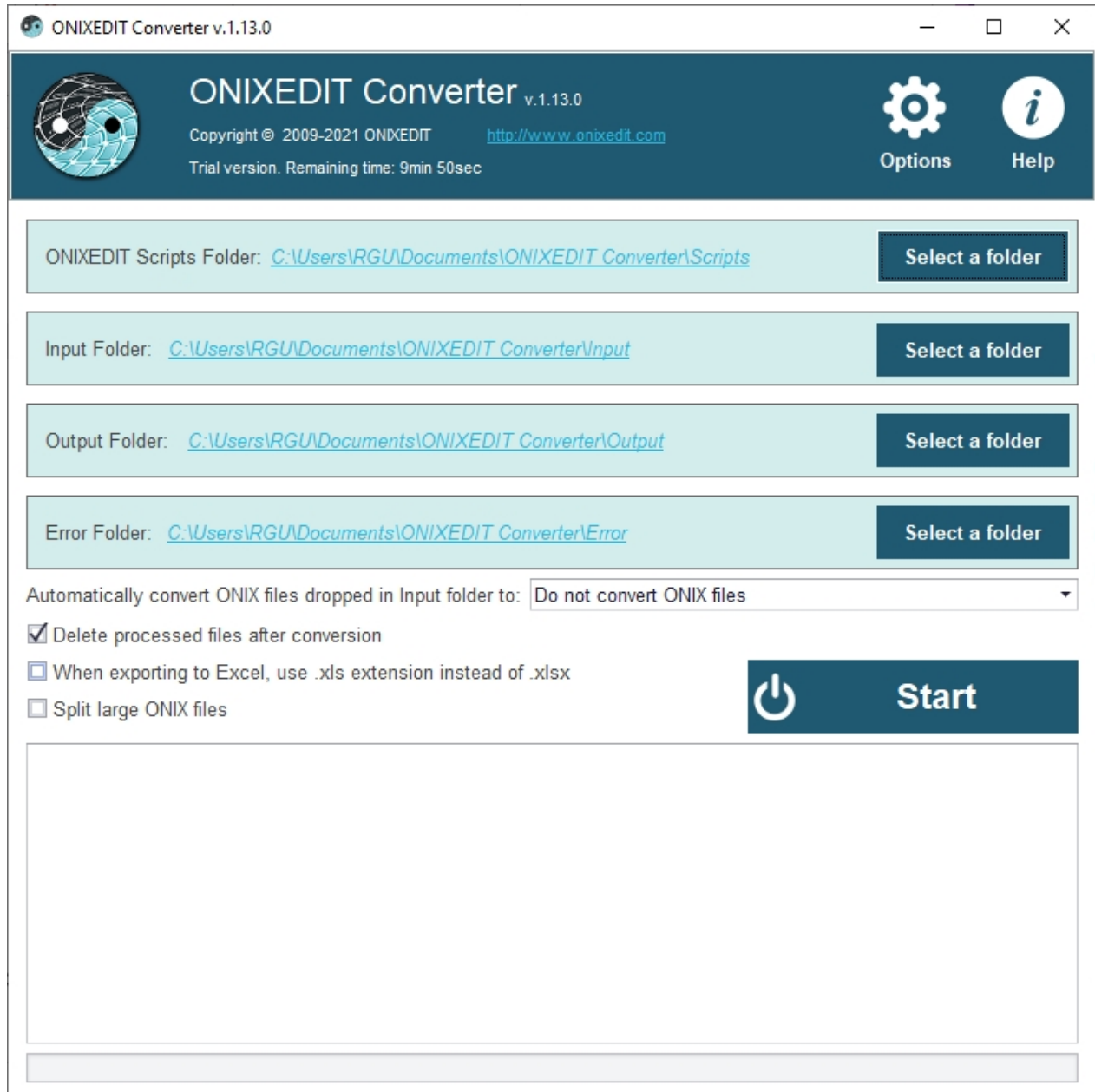
Serial number:

 **Trial** **OK**

When launched in trial mode, ONIXEDIT Converter will work for 10 minutes and will close automatically after this deadline. You can start it as many times as you want.

Configuration and Operation

ONIXEDIT Converter is pre-set to allow you to test it quickly. After installing it, you will find, in your Documents folder, a folder named "ONIXEDIT Converter" containing all the required sub-folders and sample import/export scripts. At first launch, you will see a configuration similar to the following screen capture:



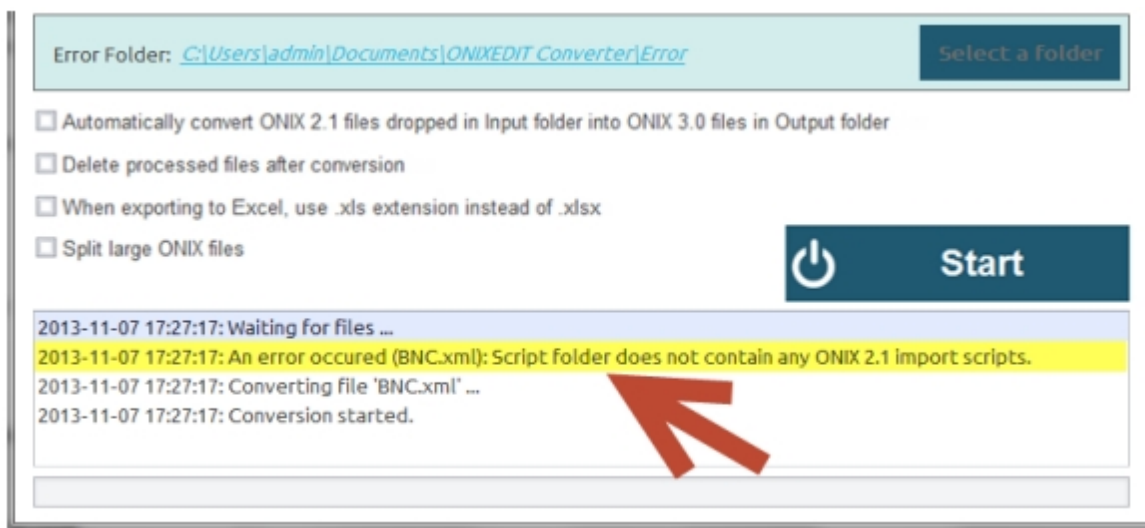
You can leave it that way or change the location of each folder following your needs. ONIXEDIT Converter will remember your settings next time you will launch it.

The first folder, **ONIXEDIT Scripts Folder**, is where you will place your ONIXEDIT import/export scripts. You can copy as many import/export scripts (2.1 or 3.0) as you want in that folder. ONIXEDIT Converter will choose those to apply, based on the metadata files that you will drop in the Input folder. You can also organize the scripts folder in sub-folders. Using sub-folders allows you to decide which import/export script to apply. Each sub-folder

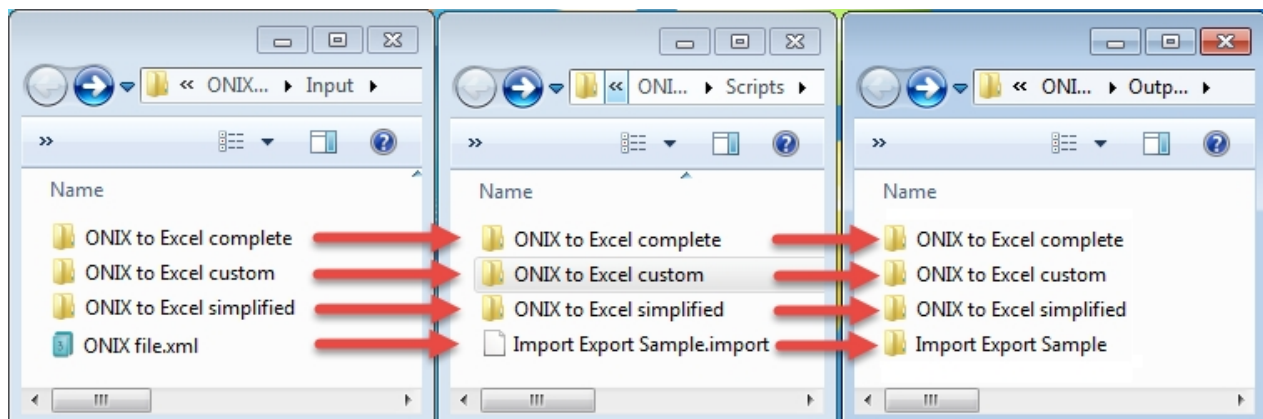
must be paired with a corresponding sub-folder having the same name in the Input folder.

The second folder is the **Input Folder**. It is where you or an automated process will place the metadata files to convert. This folder is usually empty.

The **Output Folder** is where the files converted by ONIXEDIT Converter will be generated when a metadata file will be dropped in the Input folder. If you drop an ONIX file (2.1 or 3.0), you will get, as a result, a flat file (CSV, tabulated, fixed length or Excel) based on the type of import/export scripts you have placed in the ONIXEDIT Scripts folder. The resulting flat file will be placed in a folder having the same name as the import/export script corresponding to the ONIX file you dropped. An ONIX 2.1 file will be converted using a import/export script made for ONIX 2.1 files. As well, an ONIX 3.0 file will be converted using a import/export script made for ONIX 3.0 files. If no such import/export script exists, the source file will be moved to the Error folder with a text file describing the error.



If a flat file is dropped in the Input folder (or sub-folders), it will be converted using each ONIXEDIT import/export script provided from the corresponding scripts folder or sub-folder. That is, if you provide 2.1 and 3.0 scripts, you will get, as a result, an ONIX 2.1 file and an ONIX 3.0 file, providing that the flat file dropped is compatible with the scripts. Otherwise, it will be moved to the error folder.



Other options:

Under the folders settings, you will find 4 other options:

- 1- Automatically convert ONIX 2.1 files dropped in Input folder into ONIX 3.0 files in Output folder
- 2- Delete processed files after conversion
- 3- When exporting to Excel, use .xls extension instead of .xlsx
- 4- Split large ONIX files

Check option #1 to automatically convert ONIX 2.1 into ONIX 3.0 files using our generic embedded translator.

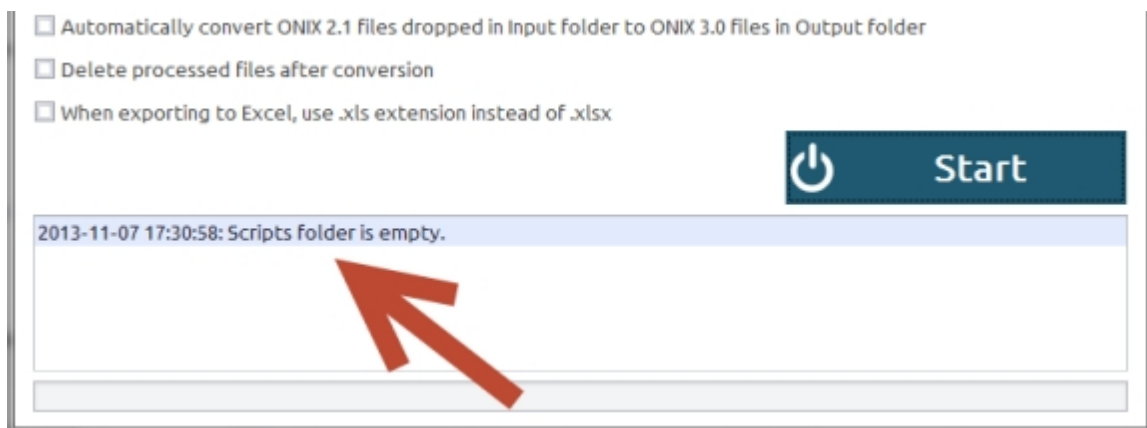
Check option #2 to delete files dropped in Input folder after processing. By default, the input file is moved to the Output folder.

Check option #3 if you want to generate Excel 2003 files. By default, Excel files produced are compatible with Excel 2007 and beyond.

Check option #4 if you want to have your resulting files split into smaller files when processing large metadata files.

Starting the Converter

Once everything is set, just click on the Start button and let ONIXEDIT Converter do the job for you. If something goes wrong, a notice will appear in the message box and ONIXEDIT Converter will stop automatically:



If everything is OK, you will see "Waiting for files..." in the message box. This means that ONIXEDIT Converter is ready to work.

EULA

IMPORTANT, PLEASE READ CAREFULLY. THIS IS A LICENSE AGREEMENT

ONIXEDIT, ONIXEDIT Pro, ONIXEDIT Converter and ONIXEDIT Server Edition are protected by copyright laws and international copyright treaties, as well as other intellectual property laws and treaties. Those SOFTWARE PRODUCTS are licensed, not sold.

End User License Agreement

This End User License Agreement ("EULA") is a legal agreement between you (either an individual or a single entity) and **ONIXEDIT** with regard to the copyrighted Software (herein referred to as "SOFTWARE PRODUCT" or "SOFTWARE") provided with this EULA. The SOFTWARE PRODUCT includes computer software, the associated media, any printed materials, and any "online" or electronic documentation. Use of any software and related documentation ("Software") provided to you by **ONIXEDIT** in whatever form or media, will constitute your acceptance of these terms. If you do not agree with the terms of this EULA, do not install, copy or use the Software. By installing, copying or otherwise using the SOFTWARE PRODUCT, you agree to be bound by the terms of this EULA. If you do not agree to the terms of this EULA, **ONIXEDIT** is unwilling to license the SOFTWARE PRODUCT to you.

1. **Eligible Licensees.** This Software is available for license solely to SOFTWARE owners, with no right of duplication or further distribution, licensing, or sub-licensing. **IF YOU DO NOT OWN THE SOFTWARE, THEN DO NOT DOWNLOAD, INSTALL, COPY OR USE THE SOFTWARE.**

2. **License Grant.** **ONIXEDIT** grants to you a personal, non-transferable and non-exclusive right to use the copy of the Software provided with this EULA. You agree you will not copy the Software except as necessary to use it on a single computer. You agree that you may not copy the written materials accompanying the Software. Modifying, translating, renting, copying, transferring or assigning all or part of the Software, or any rights granted hereunder, to any other persons and removing any proprietary notices, labels or marks from the Software is strictly prohibited. Furthermore, you hereby agree not to create derivative works based on the Software. You may not transfer this Software.

3. **Maximum installation and personal use.** **ONIXEDIT** authorizes you to install the copy of the SOFTWARE PRODUCT provided with this user agreement on a maximum of 3 different computers and to register it with the unique serial number that you have obtained from **ONIXEDIT** for your own personal use. You are not authorized to install the SOFTWARE PRODUCT and register it with your serial number on a computer that is not used by you. You agree that each person to use the SOFTWARE PRODUCT must have their own serial number.

4. **Copyright.** The Software is licensed, not sold. You acknowledge that no title to the intellectual property in the Software is transferred to you. You further acknowledge that title and full ownership rights to the Software will remain the exclusive property of **ONIXEDIT** and/or its suppliers, and you will not acquire any rights to the Software, except as expressly set forth above. All copies of the Software will contain the same proprietary notices as contained in or on the Software. All title and copyrights in and to the SOFTWARE PRODUCT (including but not limited to any images, photographs, animations, video, audio, music, text and "applets," incorporated into the SOFTWARE PRODUCT), the accompanying printed materials, and any copies of the SOFTWARE PRODUCT, are owned by **ONIXEDIT** or its suppliers. The SOFTWARE PRODUCT is protected by copyright laws and international treaty provisions. You may not copy the printed materials accompanying the SOFTWARE PRODUCT.

5. **Reverse Engineering.** You agree that you will not attempt, and if you are a corporation, you will use your best efforts to prevent your employees and contractors from attempting to reverse compile, modify, translate or disassemble the Software in whole or in part. Any failure to comply with the above or any other terms and conditions contained herein will

result in the automatic termination of this license and the reversion of the rights granted hereunder to **ONIXEDIT**.

6. Disclaimer of Warranty. The Software is provided "AS IS" without warranty of any kind. **ONIXEDIT** and its suppliers disclaim and make no express or implied warranties and specifically disclaim the warranties of merchantability, fitness for a particular purpose and non-infringement of third-party rights. The entire risk as to the quality and performance of the Software is with you. Neither **ONIXEDIT** nor its suppliers warrant that the functions contained in the Software will meet your requirements or that the operation of the Software will be uninterrupted or error-free. **ONIXEDIT IS NOT OBLIGATED TO PROVIDE ANY UPDATES TO THE SOFTWARE.**

7. Limitation of Liability. **ONIXEDIT's** entire liability and your exclusive remedy under this EULA shall not exceed the price paid for the Software, if any. In no event shall **ONIXEDIT** or its suppliers be liable to you for any consequential, special, incidental or indirect damages of any kind arising out of the use or inability to use the software, even if **ONIXEDIT** or its supplier has been advised of the possibility of such damages, or any claim by a third party.

8. Rental. You may not loan, rent, or lease the SOFTWARE.

9. Upgrades. If the SOFTWARE is an upgrade from an earlier release or previously released version, you now may use that upgraded product only in accordance with this EULA. If the SOFTWARE PRODUCT is an upgrade of a software program which you licensed as a single product, the SOFTWARE PRODUCT may be used only as part of that single product package and may not be separated for use on more than one computer.

10. No Liability for Consequential Damages. In no event shall **ONIXEDIT** or its suppliers be liable for any damages whatsoever (including, without limitation, incidental, direct, indirect special and consequential damages, damages for loss of business profits, business interruption, loss of business information, or other pecuniary loss) arising out of the use or inability to use this **ONIXEDIT** product, even if **ONIXEDIT** has been advised of the possibility of such damages.

11. Indemnification By You. If you distribute the Software in violation of this Agreement, you agree to indemnify, hold harmless and defend **ONIXEDIT** and its suppliers from and against any claims or lawsuits, including attorney's fees that arise or result from the use or distribution of the Software in violation of this Agreement.

12. **ONIXEDIT** includes Saxon HE 9.8 that is Open Source under Mozilla Public License 2.0. Source code of Saxon HE 9.8 can be found here:
<https://sourceforge.net/projects/saxon/files/>

ONIXEDIT

C.P. 6

Salaberry-de-Valleyfield, QC, Canada

J6S 4V5